

1.1



NAME: \_\_\_\_\_



**My house**

Bedroom, bedroom,  
Bedroom, bedroom!  
This is my bedroom,  
Yes, it is!

Living room, living room,  
Living room, living room!  
This is my living room,  
Yes, it is!

Bathroom, bathroom,  
Bathroom, bathroom!  
This is my bathroom,  
Yes, it is!


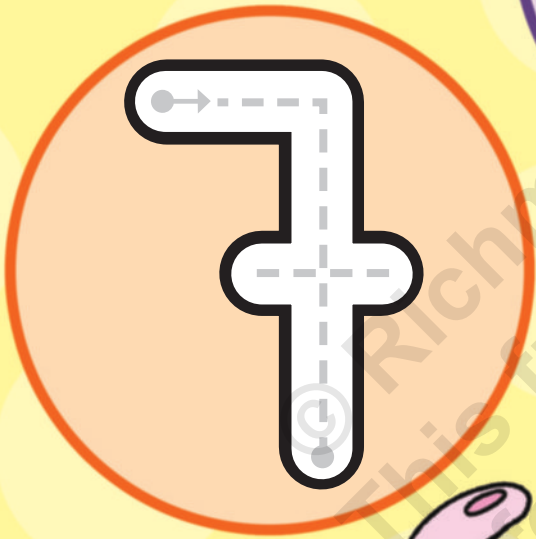
Kitchen, kitchen,  
Kitchen, kitchen!  
This is my kitchen,  
Yes, it is!

- Sing the song.
- Point to the rooms and name them.
- Put the stickers in the house.
- Say where the characters are.
- *Where is Alfie? Where is his daddy?*



🐾 daddy 🐾 grandad 🐾 granny 🐾 mummy 🐾

1.2





NAME: \_\_\_\_\_



## Number seven

Seven, seven, number seven!  
This is seven!  
Seven, seven, number seven!  
This is seven!



## Number eight

Eight, eight, number eight!  
This is eight!  
Eight, eight, number eight!  
This is eight!



## Number nine

Nine, nine, number nine!  
This is nine!  
Nine, nine, number nine!  
This is nine!

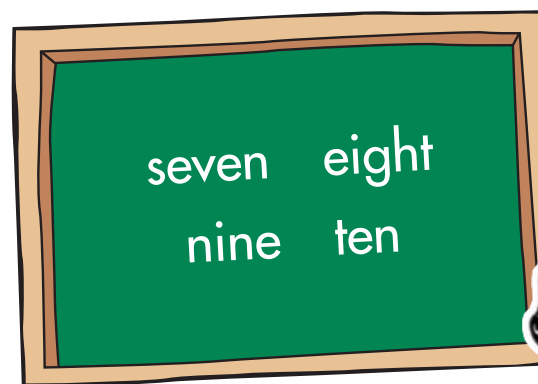


## Number ten

Ten, ten, number ten!  
This is ten!  
Ten, ten, number ten!  
This is ten!



- Sing the songs.
- Say and trace the numbers.
- Name the colours.
- What number is blue? What colour is number ten?



• blue • green • orange • purple •

1.3





# Home

NAME: \_\_\_\_\_

## Goldilocks




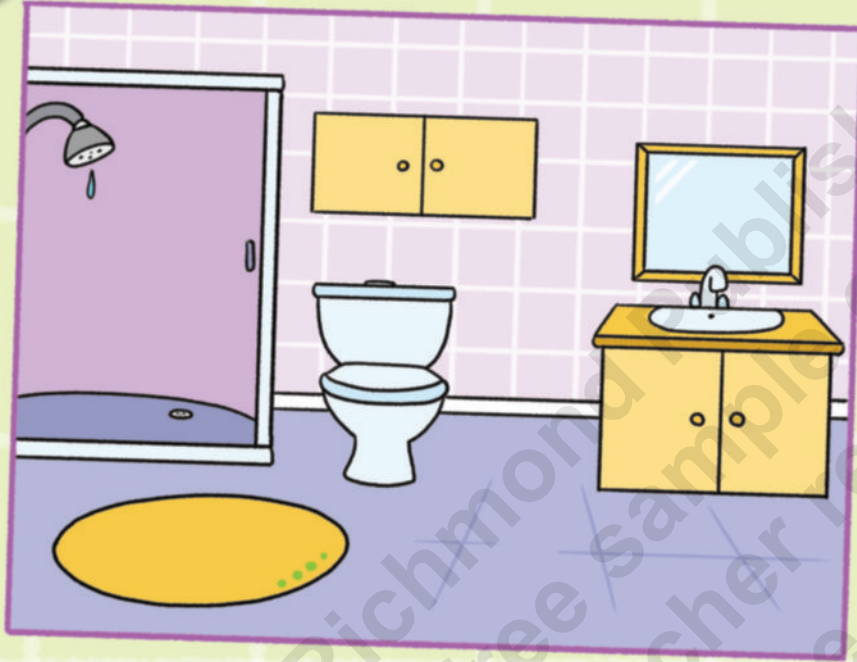
- Let's read the story.
- Point to Goldilocks.
- Name the rooms.
- Draw the route that Goldilocks takes.

bedroom  
kitchen living room

big little daddy mummy cold hot



1.4



Lesson

4

Unit 1

# Consolidation

# Home

- Name the rooms.
- Listen and put the stickers in the right place.
- Draw yourself in the bedroom.

bathroom bedroom  
 kitchen living room  
 seven eight  
 nine ten

🐾 auntie 🐾 cousin 🐾

NAME: \_\_\_\_\_

## Optional

Count the candles and write the number.

